

Features

- Lifting Height of up to 11.50 m
- Maximum capacity of 3,500 kg
- Clear View cab provides all round vision
- Audio-visual Load Moment indicator
- Mechanical Quick-switch for Efficient attachment changes
- Four-wheel steering - Front wheel, Co-ordinated and crab.
- Powershift transmission
- Four wheel drive
- 45% gradeability.
- Stabilisers

Performance

Maximum Lift Capacity

3,500 kg

Capacity at full height

3,500 kg

Maximum Forward Reach

7.90 m

Capacity at Maximum Forward Reach

1,000 kg

Lifting Height

11.50 m

Reach at Maximum Height

1.20 m

Break-out force with standard bucket

70kN

Towing Capacity

5,000 kg

Carriage Rotation

142°

Standard Specifications

Engine

Perkins Diesel Engine 1104.44 Turbo Water cooled at 2200rpm (74.5 kW)

140L Fuel Tank

7.9L Engine Oil

19.7L Coolant

Hydraulic System

Load Sensing Piston Type 132 L/min

160L Reservoir

Transmission

Powershift, 3 forward & 3 reverse gears (optional 4 forward & 3 reverse gears)

Drive

4x4x4

Steering

4WS/Front Steer/Crab Steer

Parking Brakes

Wet multi disc

Accessories & Options

- Air-conditioning
- Work lights on Boom
- Front & Rear Cab work lights
- Rotating Beacon
- Radio
- Frame levelling

Attachments

Pallet Forks and Carriages

1.22 m

General Purpose Bucket

Max Capacity 2.0 m³

Digging Bucket

Max Capacity 1.0 m³

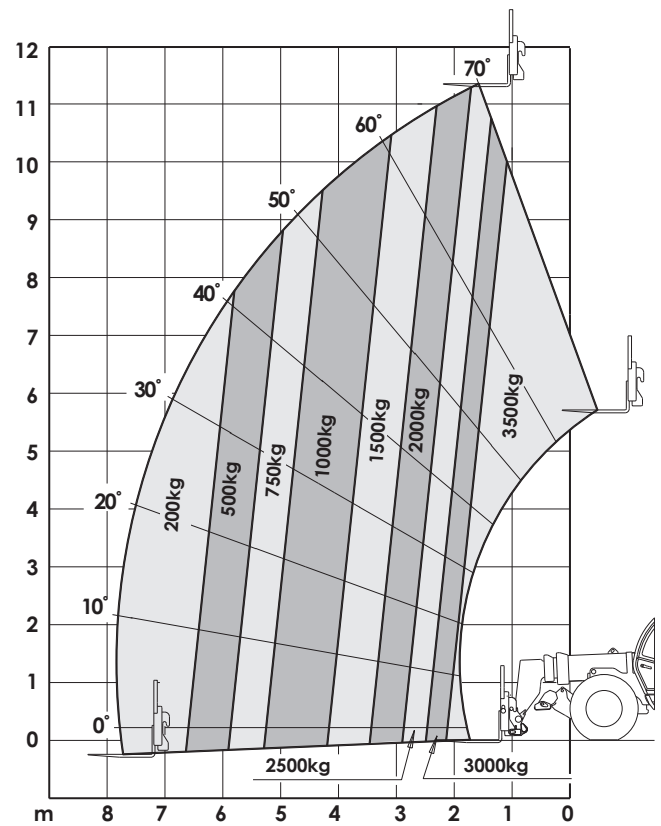
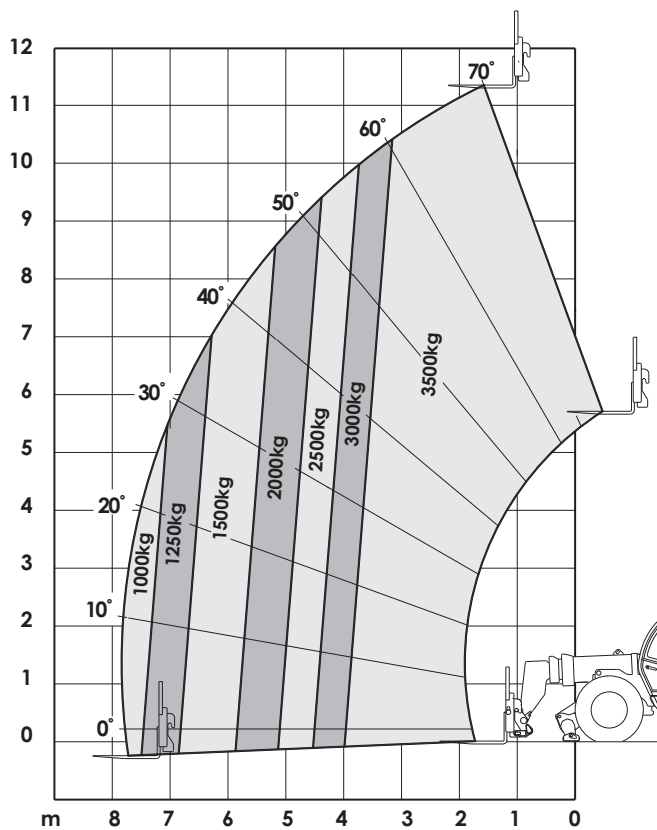
Truss Boom

Capacity 1,000 kg

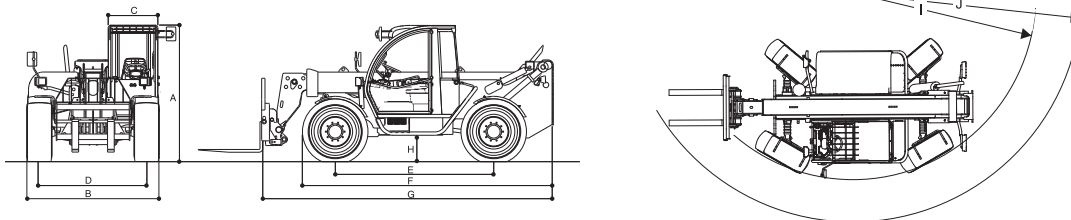


Dimensions

A. Overall Height	2.45 m
B. Overall Width	2.38 m
C. Width of Cab	0.89 m
D. Track width	1.92 m
E. Wheelbase	2.85 m
F. Length at front wheels	4.60 m
G. Length at fork-holder plate	5.79 m
H. Ground Clearance	0.42 m
I. Turning radius over tyres	3.80 m
J. Turning radius at fork	5.17 m
Gross Vehicle Weight	10,000 kg



Frame levelling device activated.
Complies with EN1459 - Annex B



JLG is continually researching and developing products and reserves the right to make modifications without prior notice. All data in this document is indicative. Certain options or country standards will increase weight. Specifications may change to meet country standards or with the addition of optional equipment.

JLG Industries Inc.
 Polaris Avenue 63
 2132 JH Hoofddorp
 The Netherlands
 Tel: +31 (0)23 565 5665
 Fax: +31 (0)23 557 2493
 e-mail address: europe@jlg.com
 www.jlg.com

Printed in UK
 FORM No.: TMH-0407-1000
 PART NO.: TMH0062-ENGLISH

EAZIACCESS RENTAL | SALES | SERVICE | TRAINING
 086 100 3294 | www.eazi.co.za

